
























































The tables below provide summary statistics on accepted research papers since year 2008. Absolute points are calculated as follows: Each paper's affiliation is weighted by one over the number of authors (each paper equals one point). Relative points are shown as the percentage to the total. Relative points are shown as the percentage to the total.

Year 2008				
Rank	Country	Institution	Points	
			Absolute	In %%
1		Tilburg University	7.67	3.45
2		London Business School	6.92	3.12
3		New York University	5.92	2.67
4		Boston College	5.17	2.33
		Erasmus University Rotterdam		
5		University of Amsterdam	4.33	1.95
6		McGill University	4.00	1.80
7		University of Maryland	3.75	1.69
8		York University	3.50	1.58
9		Lancaster University	3.33	1.50
		University of Mannheim		
10		University of Michigan	3.25	1.46
11		University of Pennsylvania	3.00	1.35
12		The University of Chicago	2.92	1.31
13		Hong Kong University of Science and Technology	2.83	1.28
14		BI Norwegian School of Management	2.75	1.24
15		University of Toronto	2.67	1.20
16		Goethe University Frankfurt	2.50	1.13
17		Arizona State University	2.33	1.05
		Indiana University		
		The Ohio State University		
		University of California, Los Angeles		
18		Harvard Business School	2.25	1.01
19		Rutgers University	2.17	0.98
		Singapore Management University		
20		Catholic University of Leuven	2.00	0.90
		Copenhagen Business School		
		Stanford University		
		Stockholm School of Economics		
		University of Illinois		

The top 20 places represent roughly 45 % of the papers presented in the list (99 points out of 222 in total).

Year 2009				
Rank	Country	Institution	Points	
			Absolute	In %%
1		Columbia University	5.67	2.61
2		Tilburg University	5.42	2.50
3		London Business School	5.25	2.42
4		Copenhagen Business School	5.00	2.30
5		New York University	4.65	2.14
6		The University of British Columbia	4.08	1.88
		University of Pennsylvania		
7		The University of Chicago	4.00	1.84
8		University of Oxford	3.83	1.77
9		BI Norwegian School of Management	3.67	1.69
10		McGill University	3.50	1.61
11		The University of Texas at Austin	3.25	1.50
12		Goethe University Frankfurt	3.17	1.46
		University of Southern California		
13		University of California, Berkeley	2.83	1.31
		University of California, Los Angeles		
		University of Maryland		
14		European Central Bank	2.75	1.27
15		University of Amsterdam	2.67	1.23
		University of California, San Diego		
16		Università Bocconi	2.58	1.19
17		The University of North Carolina at Chapel Hill	2.50	1.15
18		Washington University in St.Louis	2.37	1.09
19		Georgia Institute of Technology	2.25	1.04
20		University of Lausanne	2.08	0.96

The top 20 places represent roughly 40 % of the papers presented in the list (87 points out of 217 in total).

Year 2010				
Rank	Country	Institution	Points	
			Absolute	In %%
1		New York University	6.73	3.09
2		University of Michigan	6.33	2.91
3		University of Pennsylvania	6.13	2.81
4		Goethe University Frankfurt	5.83	2.68
5		London Business School	5.00	2.29
		The University of Chicago		
6		Tilburg University	4.42	2.03
7		Indiana University	3.83	1.76
8		Harvard Business School	3.75	1.72
9		London School of Economics	3.70	1.70
10		University of Mannheim	3.33	1.53
11		European Central Bank	3.17	1.45
12		INSEAD Business School	3.08	1.41
13		EDHEC Business School	3.00	1.38
		The University of British Columbia		
		Università Bocconi		
14		Stockholm School of Economics	2.50	1.15
		The Chinese University of Hong Kong		
		The University of Warwick		
15		The University of Oklahoma	2.33	1.07
		University of Maryland		
		University of Zurich		
16		HEC Paris	2.17	0.99
		University of Lugano		
17		Columbia University	2.08	0.96
18		Arizona State University	2.00	0.92
		Erasmus University Rotterdam		
		National University of Singapore		
		Texas A&M University		
		The Federal Reserve Board		
		The University of New South Wales		
19		University of Southern California	1.92	0.88
20		Massachusetts Institute of Technology	1.83	0.84
		University of St.Gallen		

The top 20 places represent roughly 50 % of the papers presented in the list (108 points out of 218 in total).